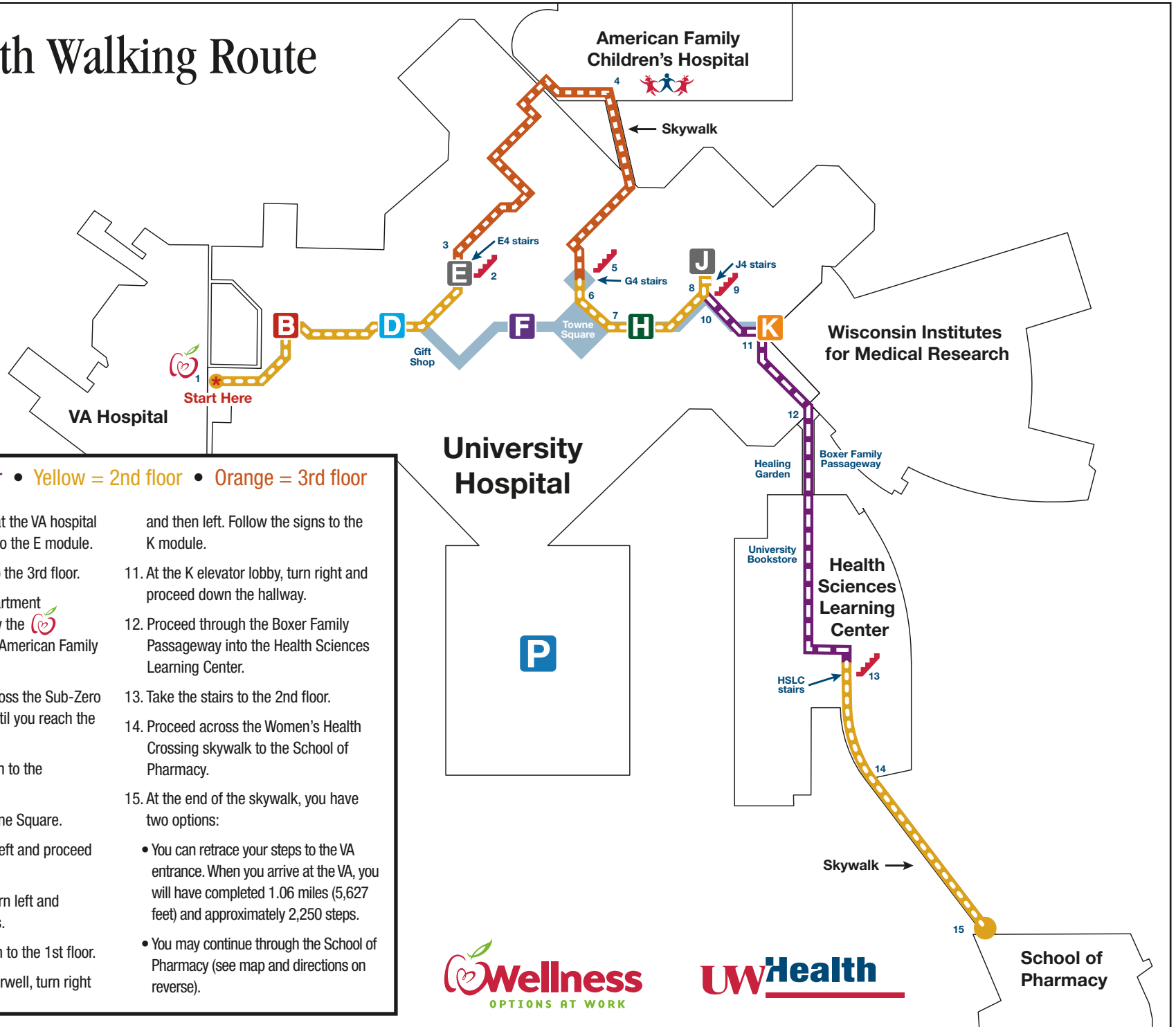



UW Health Walking Route

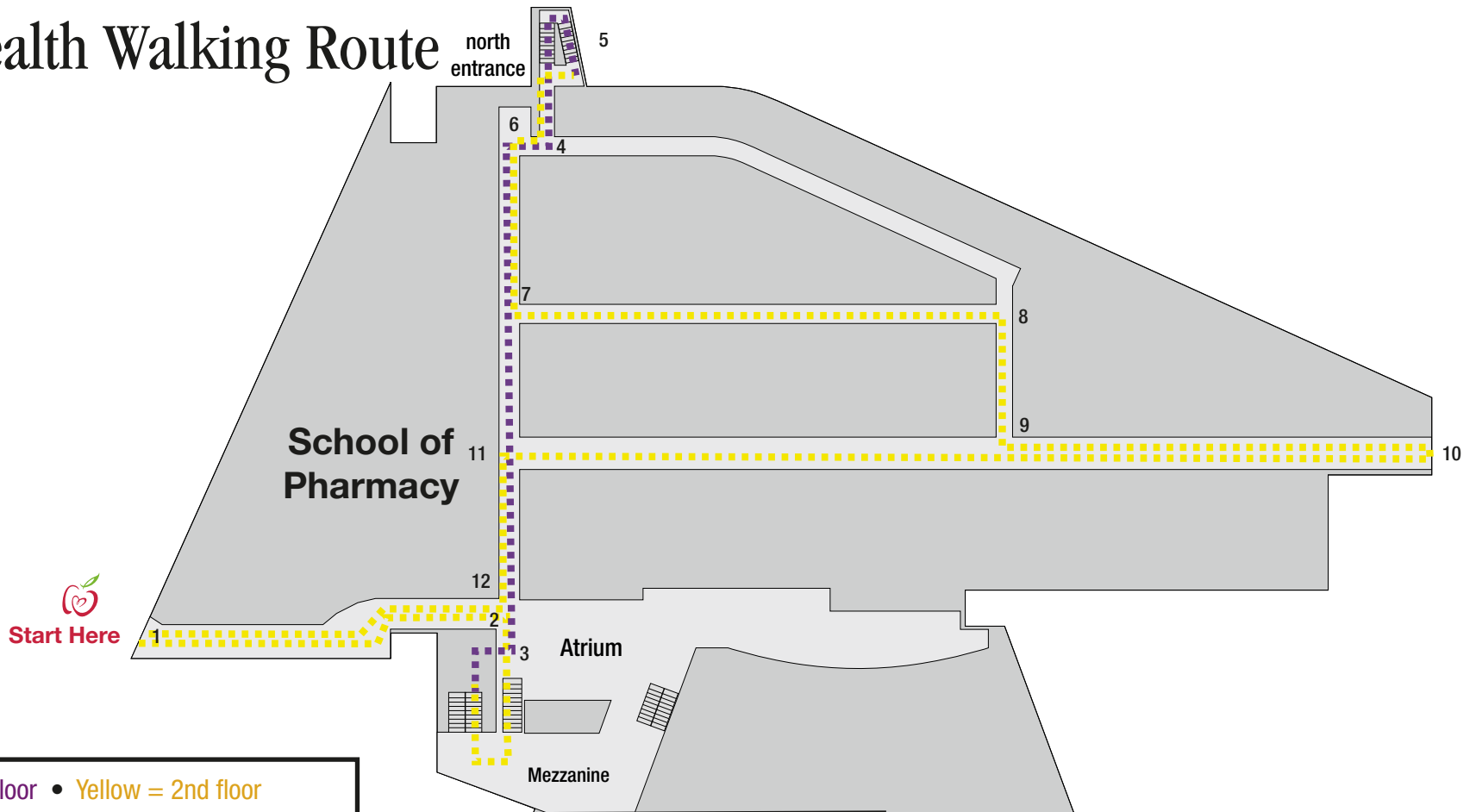


Purple = 1st floor • Yellow = 2nd floor • Orange = 3rd floor

1. On the 2nd floor, start at the VA hospital entrance and proceed to the E module.
2. Take the E4 stairs up to the 3rd floor.
3. Turn right into the Department of Radiology, and follow the  symbol until you reach American Family Children's Hospital.
4. Turn right and walk across the Sub-Zero Foundation Skywalk until you reach the G4 stairs.
5. Take the G4 stairs down to the 2nd floor.
6. Stay left and enter Towne Square.
7. In Towne Square, turn left and proceed to the J module.
8. At the T intersection, turn left and proceed to the J4 stairs.
9. Take the J4 stairs down to the 1st floor.
10. When you exit the stairwell, turn right and then left. Follow the signs to the K module.
11. At the K elevator lobby, turn right and proceed down the hallway.
12. Proceed through the Boxer Family Passageway into the Health Sciences Learning Center.
13. Take the stairs to the 2nd floor.
14. Proceed across the Women's Health Crossing skywalk to the School of Pharmacy.
15. At the end of the skywalk, you have two options:
 - You can retrace your steps to the VA entrance. When you arrive at the VA, you will have completed 1.06 miles (5,627 feet) and approximately 2,250 steps.
 - You may continue through the School of Pharmacy (see map and directions on reverse).



UW Health Walking Route



Purple = 1st floor • Yellow = 2nd floor

1. After exiting the Health Sciences Learning Center skywalk, proceed toward the Rennebohm Hall atrium.
2. Turn right and take the stairs down to the mezzanine level, and turn right to continue down to the 1st floor.
3. On the 1st floor, turn left and proceed toward the north entrance.
4. When you reach the north entrance, turn right and then immediately turn left toward the floor 1 stairs.
5. Take the glass stairwell up to the 2nd floor.
6. When you exit the stairwell, turn right and then proceed down the hallway.
7. As you approach the water stations and elevators, turn left and proceed toward classrooms 2121 and 2405.
8. At the end of the hallway, turn right.
9. When you arrive at a T intersection, turn left and proceed to the end of the hallway.
10. At the end of the hallway, turn around and back down the hallway.
11. When you arrive at the Student and Academic Affairs, turn left and proceed toward atrium.
12. Turn right and follow signs to HSLC/CSC.

When you arrive at the HSLC skywalk, you have completed 0.50 mile (2583 feet) and approximately 1,100 steps within the School of Pharmacy. Congratulations!

A typical number of steps per mile is 2,000-2,500, depending on your stride length.

