

DR. _____

HAS SCHEDULED YOU FOR A COLONOSCOPY

Mon Tues Wed Thurs Fri Sat

Date: _____

Arrival Time: _____

Procedure Time: _____

UW Health Digestive Health Center
750 University Row.....(608) 890-5000

University of Wisconsin Hospital and Clinics
600 Highland Avenue(608) 263-8097
Gastroenterology Procedures..... C5/270

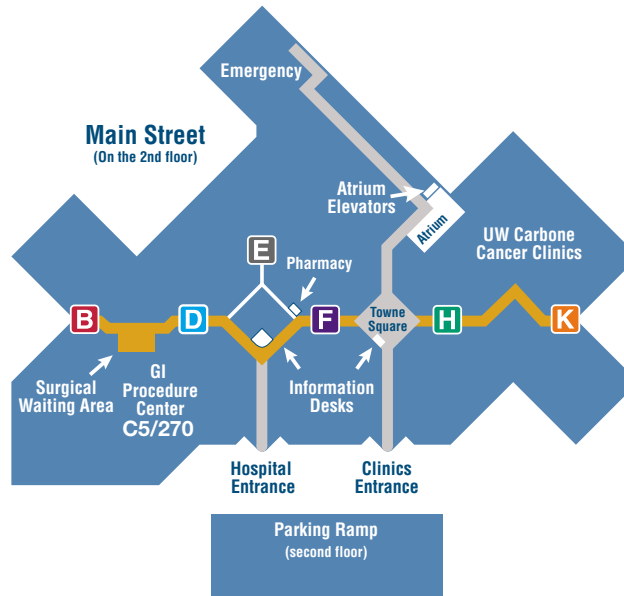
Meriter Hospital
202 S. Park Street(608) 417-6389

REMINDER: Your prescription has been called in to your pharmacy.

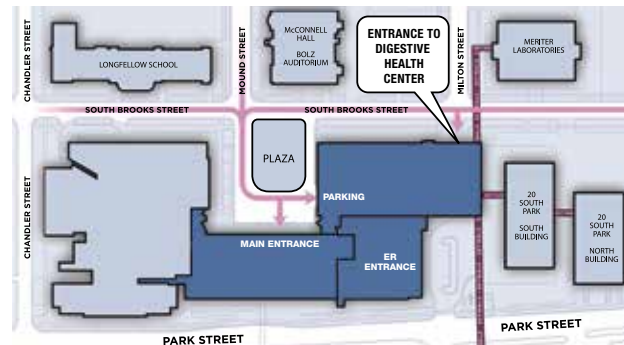
PLEASE NOTE: If you need to cancel your appointment, it is very important that you provide ample notice of cancellation. We request a minimum of three working days notice for cancellation so that we have adequate time to prepare another patient for the procedure.




UW Hospital and Clinics



Meriter Hospital Area



Colonoscopy



What is a colonoscopy?

A colonoscopy is an examination of the large intestine (colon). A long flexible tube (called a colonoscope) about the thickness of a finger is inserted through the rectum into the large intestine. This allows the physician to carefully examine the colon. If the doctor needs to evaluate an area in greater detail, the colonoscope is used to take a small piece of tissue (a biopsy) for examination in the laboratory. Biopsies are taken for many reasons and do not necessarily mean that cancer is suspected.



One in 20 people will get colon cancer in their lifetime.

What are polyps? What is a polypectomy?

Polyps are abnormal growths of tissue which sometimes grow on the lining of the colon. The polyps can vary in size from a tiny dot to several inches. If your doctor feels the polyp should be removed, he or she will pass a wire loop or snare through the colonoscope and remove the polyp from the intestinal wall. This procedure is called a polypectomy (“removal of a polyp”).

Although most polyps are benign (non-cancerous), a small percentage may contain an area of cancer or may develop into cancer. Removal of polyps is an important means of prevention and cure of colon cancer, which is a leading form of cancer in the United States.

What happens during the procedure?

Your doctor will give you medication through a vein (IV) to make you relaxed and sleepy. Many patients fall asleep during the examination.

While you are lying in a comfortable position, the colonoscope is inserted into the rectum and gradually advanced through the colon. The intestine is carefully examined as the colonoscope is slowly withdrawn. Because we use sedative medication, most patients do not remember the procedure after it is done.

It is not unusual to have some cramping after the procedure. You will be kept in the endoscopic area until most of the effects of the medication have worn off. You may feel bloated and pass gas after the procedure because of the air that was introduced while examining the colon.

In general, it is 2 - 3 hours from the time you arrive in the Endoscopy Unit to the time you are ready to go home.

Arrange for someone to drive you to and from the procedure. Do not use a cab or bus.

You will be able to eat normally and return to work the next day.

A colonoscopy is a safe and an extremely worthwhile procedure that is very well tolerated. The decision to perform this procedure was based upon assessment of your particular problem or for primary screening for colorectal cancer. If you have any questions about your need for a colonoscopy, do not hesitate to speak to your doctor, who will be happy to discuss your concerns.

You and your doctor share a common goal – your good health. That can only be achieved through mutual trust, respect and understanding.



UW Health Digestive Health Center

Parking is available in front of the Digestive Health Center at no charge. From University Avenue, turn onto University Row. Registration is located just inside the entrance. Please see the map, or visit uwhealth.org/digestivehealth

The Procedure Center at UW Hospital and Clinics

Parking is available in the UW Hospital and Clinics ramp at no charge. Please bring your parking ticket with you to the information desk for validating. The closest registration office is located next to the GI procedure center in C5/270. Please see the map, or visit uwhealth.org

Meriter Hospital Digestive Health Center

Parking is available in front of the Digestive Health Center at no charge. From Park Street, turn onto Chandler Street and then right onto Brooks Street. Turn right at the Emergency Services entrance from Brooks Street and proceed to the lower level of the parking ramp. Follow signs for Digestive Health Center parking. Registration is located within the Digestive Health Center. Please see the map, or visit meriter.com