



# UNIVERSITY OF WISCONSIN HOSPITALS AND CLINICS

## Student Nurse Assistant Application Packet

### Minimum Qualifications:

- Current enrollment in an accredited Nursing program (Associate or Bachelor of Science) and successful completion of the program's hands-on entry-level clinical course.
- Current CPR/BLS certification

### Application/Hiring Process:

- 1) Please upload resume and questionnaire + skills inventory to online application
- 2) Note: The skills inventory is used as a guide to your competencies. This information will be shared with the Nurse Manager during the interview process.
- 3) Recruitment will review your application and if selected, you will be contacted for a phone interview.
- 4) Based on unit vacancies and preferences, an interview will be scheduled with a Nurse Manager.

### Salary:

\$19/hour for hours worked. \$2.75/hour differential for weekend shifts, Evenings: 3pm-11PM are an additional \$2.50/hour; Nights 11PM-7:00AM are an additional \$3.50/hour.

### Schedule/Orientation:

Hours are posted for a four-week period. Shifts can include: 7:00am-3:30pm, 7:00am-7:30pm, 3:00pm-11:30pm, 7:00pm-7:30am and 11:00pm-7:30am.

- This is a year-round position; you are required to maintain your scheduled work hours during school breaks. Your Clinical Nurse Manager will discuss scheduling expectations.
- Your orientation includes New Employee Orientation, Student Nurse Assistant Orientation, and in some cases Ambulatory training which must be completed before you begin working on patient care unit or clinic. Orientations could be partial two days to a whole weeklong.

YOU MUST COMPLETE ALL OF THE ABOVE TO BE CONSIDERED FOR  
EMPLOYMENT.

Questions, please contact:  
Leah, Recruiter  
UW Health Talent Acquisition  
[lquandahl@uwhealth.org](mailto:lquandahl@uwhealth.org) 608-890-5394



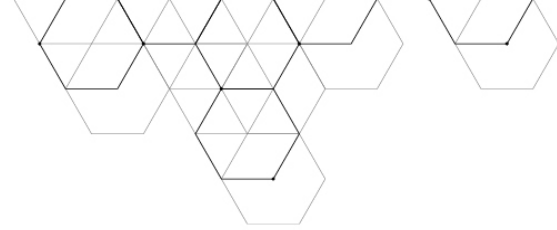


**PRE-EMPLOYMENT SKILL INVENTORY OF STUDENT NURSE ASSISTANT**

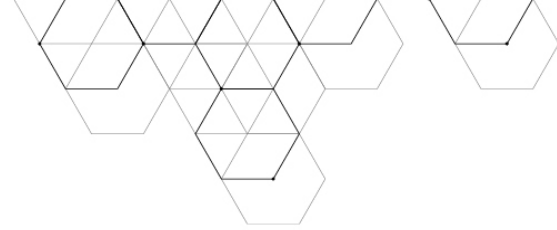
Please indicate your experience with the following with an "X".

Name: \_\_\_\_\_ Date: \_\_\_\_\_

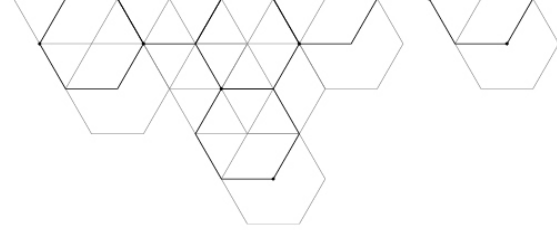
<u>Skill:</u>	<u>Performed on Clinical Unit</u>	<u>Performed in Class Only</u>	<u>Theory But No Practice</u>	<u>No Theory or Practice</u>
<b>Handwashing: Gel</b>				
Soap & water (C Diff)				
<b>Identification of patient:</b>				
Beds: Occupied				
Beds: Unoccupied				
<b>CHG Treatment (bath): Complete</b>				
CHG Treatment (bath) Partial				
CHG Treatment (bath) Set-up				
CHG Treatment (bath) Suture line care				
<b>Personal Care:</b>				
Bedpan				
Commode				
Urinal				
Oral hygiene				
Shampoo				
Back rub				
<b>Vital Signs (automatic &amp; manual): Blood Pressure</b>				
Pulse				
Respirations				
Temp – axillary				
Oral				
Rectal				
Pulse oximetry				



<u>Skill:</u>	<u>Performed on Clinical Unit</u>	<u>Performed in Class Only</u>	<u>Theory But No Practice</u>	<u>No Theory or Practice</u>
Ace Bandages:				
Ted Stockings				
<b>Charting:</b> I & Os				
Flow sheet				
Calorie counting				
Carb Counting				
<b>Specimen collection:</b> U/A or Clean catch				
24-hour urine				
Blood glucose monitor				
Specific gravity				
Stool				
Stool for guaiac (hemocult)				
<b>Restraints:</b> Limb				
Vest (F8/4, D6/4 & PACU only)				
Enclosure Bed (AFCH only)				
<b>Hot &amp; Cold Application:</b> K-pad				
Ice pack				
<b>Equipment:</b> Bed / siderails				
Cart				
Foot cradle				
Bed scale				
Wheelchair				
Cardiac chair				
SCDs				
<b>Drains:</b> Hemovac				



Skill:	Performed on Clinical Unit	Performed in Class Only	Theory But No Practice	No Theory or Practice
Drains: Jackson-Pratt				
<b>Care of patient with tubes during transfer:</b>				
IV				
NG				
Chest tube				
Oxygen				
Foley				
<b>Proper Body Mechanics - Patient Positioning and Transfers:</b>				
Bed-to-cart				
Bed-to-chair				
Bed-to-wheelchair				
Cardiac chair				
Dangle				
In bed				
Assist devices: walker & cane				
<b>Safe Patient Handling Equipment:</b>				
Repositioning sheet				
Ceiling Lift				
Sit-to-stand				
Hover Mat				
Suctioning: Oral (only)				
<b>Universal Precautions:</b>				
Bagging supplies/equipment				
Sharps disposal				
Specimen labeling				



<u>Skill:</u>	<u>Performed on Clinical Unit</u>	<u>Performed in Class Only</u>	<u>Theory But No Practice</u>	<u>No Theory or Practice</u>
<b>Universal Precautions:</b>				
Spills				
Range of Motion:				
<b>Oxygen equipment:</b>				
Face Mask				
Nasal prongs				
<b>Care of Patients in Isolation:</b>				
Contact				
Enhanced contact				
Droplet				
Airborne				